

Jiaxing Statistics

News of Statistics (2023) No. 3

Bureau of Statistics of Jiaxing

March 14, 2023

Statistical Communiqué of Jiaxing on the National Economic and Social Development of 2022

2022 is a special year. Guided by Xi Jinping Thought on Socialism with Chinese Characteristics for a New Era in 2022, Jiaxing fully implemented the guidelines of the 20th CPC National Congress and the decisions made by the CPC Central Committee, the State Council, the CPC Zhejiang Provincial Committee, the People’s Government of Zhejiang, the CPC Jiaxing Municipal Committee and the People’s Government of Jiaxing, acted on the general principle of pursuing progress while ensuring stability, coordinated effectively Covid-19 control and economic and social development as well as development and security, and worked hard in spite of hardships so that new progress was made in economic and social development and in building a model city of common prosperity and a pioneering modern city.

I. General Outlook

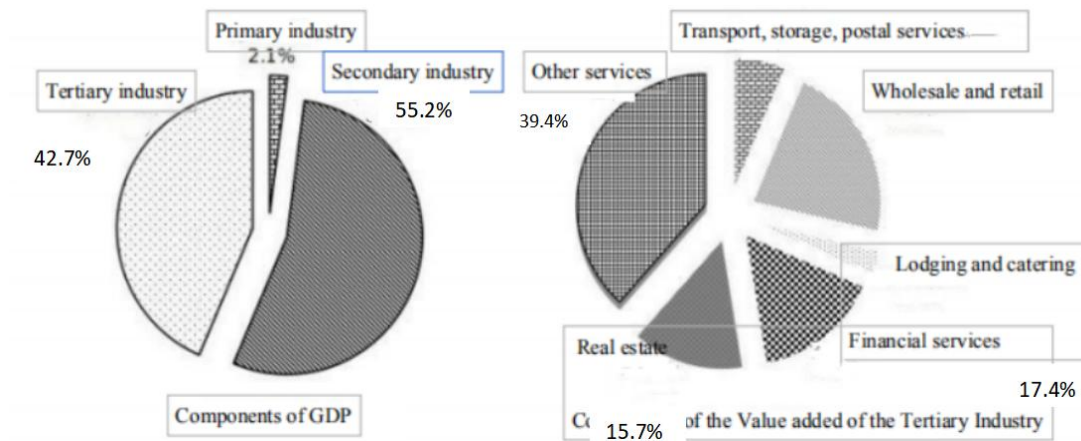
The registered population of Jiaxing totaled 3.7485 million at the end of 2022, an increase of 30,000 people over the previous year. Based on the 5‰ population change sampling in 2022, the permanent residents of Jiaxing totaled 5.551 million at the end of 2022, an increase of 35,000 people over the the previous year. Of the total population, the urban population reached 4.0161 million, and the population urbanization rate reached 72.4%, 0.5 percentage points higher than that of the previous year. 36,600 people were born in 2022, with a birth rate of 6.6 ‰; 35,500 people died, with a mortality rate of 6.4 ‰; and the natural growth rate was 0.2‰.

The preliminary calculation indicated the gross domestic product (GDP) of Jiaxing reached 673.945 billion yuan in 2022, an increase of 2.5% year on year at comparable prices. The value added of the primary industry was 14.401 billion yuan, an increase of 2.4% year on year; that of the secondary industry was 371.961 billion yuan, an increase of 2.9%, and that of the tertiary industry was 287.583 billion yuan, a growth of 2.0%. Calculated on the basis of the population of permanent residents of 2022, the per capita GDP reached 121,794 yuan (approximately US \$18,108 at the average annual exchange rate), an increase of 1.2% over the previous year. The final verification indicated that the GDP of Jiaxing in 2021 was 638.838 billion yuan, an increase of 8.5% over the previous year at comparable prices, and the ratio of the value added of the primary, secondary and tertiary industries was 2.1:54.3:43.6.

Chart 1 Jiaxing’s GDP and Its Growth

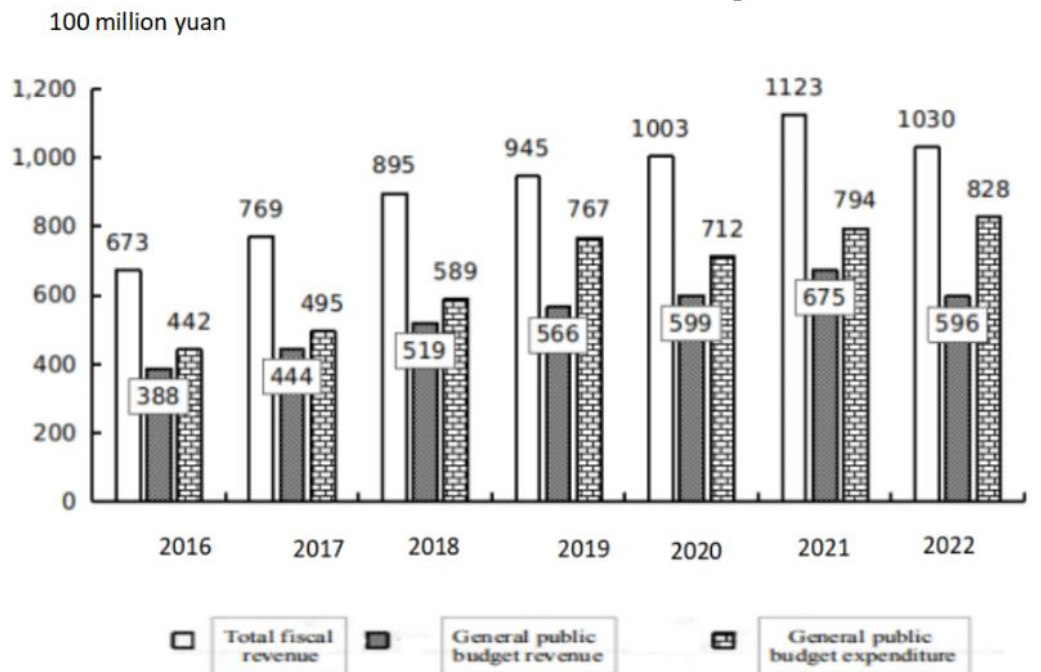


Chart 2 Components of GDP and Value Added of the Tertiary Industry 2022



In 2022, the fiscal revenue totaled 102.999 billion yuan, a decrease of 8.3% year on year. Of the total, the general public budget revenue reached 59.647 billion yuan, a decrease of 11.6%, and an actual decrease of 1.0% after the deduction of the value-added tax (VAT) credit refund. The general public budget expenditure reached 82.771 billion yuan, an increase of 4.3%, and 65.921 billion yuan was spent on improving people’s well-being, accounting for 79.6% of the general public budget expenditure.

Chart 3 Financial Revenues and Expenditures



145,600 new jobs were created in 2022, and the registered urban unemployment rate was below the stated target 5.5%. The supply-side structural reform was further promoted and the industrial recovery was further deepened. 2,284 high energy-consumption and inefficient enterprises were upgraded, and 1,840 hectares of land not used efficiently was reclaimed for a better use. Targeted measures and efforts were made to reduce enterprises’ taxes and fees. In 2022, the taxes and fees of every 100-yuan business revenue of the industrial enterprises above designated size were 8.60 yuan, a decrease of 0.16 yuan over the previous year. The special actions “Phoenix Action” and “100 Listed Companies” were fully implemented; another 11 companies went public in 2022, and the number of the new listed companies in 2022 ranked the second in Zhejiang; the listed companies totaled 80 in 2022, ranking the fourth in Zhejiang. In 2022, Jiaxing’s sci-tech innovation continued to be strengthened. The output value of the new products of the industrial enterprises above the designated size reached 715.876 billion yuan, an increase of 11.5% over the previous year; ranking second in the province, the output value rate of the new products was 50.5 %, 2.3 percentage points higher than that of the previous year and 8.3 percentage points higher than the average of Zhejiang.

New industries and new business forms grew faster. In 2022, the added value of high-tech manufacturing industries, core manufacturing industries of digital economy, equipment manufacturing industries, strategic emerging industries and high-tech industries increased by

19.7%, 14.1%, 14.0%, 12.6% and 6.7% respectively, and their growths were all faster than the averages of Jiaxing's industrial enterprises above the designated size and Zhejiang's similar industries. The valued added of those industries accounted for 17.8%, 20.7%, 42.2%, 44.0% and 70.5% of the value added of the industrial enterprises above the designated size respectively, 1.7, 0.9, 2.8, 2.6 and 2.8 percentage points higher than the previous year. The online retail sales grew by 7.5%; households' consumption online increased by 4.9%. Newly established market entities in 2022 totaled 117,200, making the market entities total 716,100 at the end of the year, an increase of 8.8% over the previous year.

Table 1 Value Added of Major Industrial Enterprises above the Designated Size of 2022

	Value added (100 million yuan)	±%
Hi-tech industries	1985.64	6.7
Strategic emerging industry	1239.46	12.6
Equipment manufacturing	1187.47	14.0
Top-end equipment manufacturing	689.48	4.8
Core manufacturing of digital economy	582.11	14.1
Manufacturing for hi-tech industries	501.93	19.7
Manufacturing for Energy Conservation and Environment Protection	425.67	5.6
Manufacturing for fashion industries	272.10	-3.1
Manufacturing for culture industry	137.90	5.1
Manufacturing for health industry	35.92	5.9

The private economy showed its development resilience. The private industrial enterprises above designated size totaled 5,975 in 2022, accounting for 85.5% of Jiaxing's all industrial enterprises above the designated size, and their value added reached 182.08 billion yuan, an increase of 5.3% over the previous year, and their growth rate was 1.4 percentage points higher than that of all the industrial enterprises above the designated size. In 2022, the business incomes (excluding trade) of the private service-oriented enterprises above the designated size of Jiaxing were 83.228 billion yuan, accounting for 70.4% of those of all the service-oriented enterprises above the designated size, an increase of 12.1% over the previous year, and 4.1 percentage points higher than that of Jiaxing's all service-oriented enterprises. The private enterprises and individually-owned businesses accounted for 96.9% of all market entities, and this proportion ranked the fifth in Zhejiang.

II. Agricultural and Rural Development

In 2022, the value added of Jiaxing's farming, forestry, animal husbandry and fishery was 15.597 billion yuan, a year-on-year increase of 2.3%. A good harvest of grain was achieved in 2022. The sown area of grain, ranking the first in Zhejiang for the 17th consecutive year, reached more than 154,267 hectares, a year-on-year increase of 2.2% over the previous year; the output of the grain totaled 982,000 tons, an increase of 0.4%; that of rapeseed was 14,000 tons, a decrease of 3.2%; and that of vegetables and edible fungi totaled 2.665 million tons, a decrease of 0.4%. The sales of pot plants and ornamental plants totaled 260 million pots, an increase of 15.6%. The output of fruits totaled 454,000 tons, a decrease of 8.4%; that of pork, beef, mutton and poultry meat totaled 90,000 tons, the same as that of the previous year; that of aquatic products was 166,000 tons, an increase of 2.2%. The registered hogs in the stock totaled 267,000 at the end of the year, a decrease of 1.2%; and the slaughtered hogs totaled 340,000 in 2022, an increase of 30.4%.

Agricultural high-quality steady development was achieved in 2022. Efforts were intensified to strengthen agricultural development by means of agricultural technologies and machines. Sci-tech contributions to agricultural development reached 72%, and 89% of crops were produced by means of agricultural machines. There were 29 province-level agricultural machinery service centers, 40 whole-process agricultural machinery application bases, and 12 agricultural machinery innovation and experiment bases in Jiaxing in 2022. Jiaxing ranked second in Zhejiang in terms of the comprehensive evaluation of agricultural mechanization. There were 167 leading agricultural enterprises at or above the municipal level, 214 model family-based farms and 64 specialized cooperatives at or above the municipal level for farmers, 13 agricultural innovation parks, 3,682 agricultural makers and new-type farmers, four national agricultural towns, 10 province-level modern agricultural parks, and 12 province-level advantage zones of characteristic agricultural

products, 156 brands of green foods, 168 brands of organic foods and 9 geographical indications of agricultural products in Jiaxing. Green and high-quality agricultural products accounted for 59.28% of all agricultural products.

Remarkable achievements were made in the construction of the beautiful countryside. The number of province-level high-standard model villages in terms of rural household garbage sorting totaled 119 and all administrative villages sorted their rural household garbage. In 2022 there were 50 high-quality rural tourist routes, four provincial model counties and 52 model towns in terms of constructing beautiful countryside, 90 Grade AAA scenic villages and 163 characteristic quality villages in Jiaxing. The construction of 33 pilot villages of province-level future countryside started. The tourists to rural areas totaled 36.517 million and a direct tourist revenue totaled 3.5 billion yuan.

The foundation for agricultural and rural common prosperity was further consolidated, and strengthening villages and enriching people were steadily advanced. In 2022 the annual recurrent incomes of 858 village collectives totaled 5.204 billion yuan, and the averages of each village reached 6.07 million yuan; the annual business revenue of those villages reached 2.14 billion yuan, and those of each village reached 2.49 million yuan on average; the annual recurrent incomes and business revenues of all administrative villages respectively totaled 1.5 million yuan and 500,000 yuan. More favorable policies and various measures were made for low-income farmers; their annual per capita disposable incomes were 24,760 yuan, which was 5,861 yuan more than the average of Zhejiang, ranked first in Zhejiang, and achieved an increase of 12.2% over the previous year, 6.1 percentage points higher than the growth rate of rural residents' incomes.

III The Industry and Construction Industry

In 2022, the industrial value added of Jiaxing amounted to 337.86 billion yuan, a year-on-year growth of 2.9%. The value added of the industrial enterprises above the designated size reached 281.563 billion yuan, a year-on-year increase of 3.9%; of the total, the value added of heavy and light industries totaled 187.349 billion yuan and 94.215 billion yuan respectively, a respective increase of 9.6% and a decrease of 6.2%. The sales value of the industrial enterprises above the designated size totaled 1.398075 trillion yuan, an increase of 5.6% over the previous year; of the total, the export delivery value reached 283.247 billion yuan, an increase of 16.0%. The business revenues of the industrial enterprises above the designated size reached 1.473635 trillion yuan, a year-on-year increase of 4.4%, and their total profits reached 68.662 billion yuan, a year-on-year decrease of 20.1%. The sales ratio of the products of the industrial enterprises above the designated size reached 98.6%; their value maintenance and appreciation ratio was 110.9%, and their rate of return on cost was 4.84%. In 2022, the value added of the construction industry was 34.193 billion yuan, accounting for 5.1% of the GDP.

IV. Investment in Fixed Assets

The investment in fixed assets in 2022 grew by 7.2% year on year. The investment in the primary, secondary and tertiary industries achieved a respective increase of 4.7%, 14.9% and 3.5%. The investment in hi-tech industries and environment improvement & urban renewal & water conservancy facilities increased by 25.8% and 20.5% respectively; the private investment increased by 0.5% and the investment in transport decreased by 15.6% year on year. The investment in real estate development declined by 2.0% over the previous year; the investment in residential buildings declined by 5.1%; the areas of the houses under construction totaled 51.3234 million square meters, a decrease of 8.6%, and the houses whose construction was completed in 2022 totaled 4.3733 million square meters, a decrease of 29.5% year on year; the area of commercial housing sold in 2022 amounted to 5.4245 million square meters, a decrease of 41.8%, and the sales of the commercial housing totaled 82.374 billion yuan, a decrease of 41.3% year on year.

V. Domestic Trade and Market Prices

The total retail sales of consumer goods in 2022 amounted to 234.273 billion yuan, an increase of 3.0% over the previous year. The retail sales totaled 216.936 billion yuan, an increase of 3.1%; the income of catering services totaled 17.337 billion yuan, an increase of 1.0%. The retail sales of urban consumer goods totaled 196.726 billion yuan, an increase of 3.0%; and those of rural consumer goods 37.547 billion yuan, an increase of 3.1%. At the end of 2022, the number of transaction markets totaled 245, and their turnover reached 260.43 billion yuan in 2022, an increase of 0.2% over the previous year. The urban CPI of Jiaxing in 2022 increased by 2.1% year on year. The prices of the food, tobacco and wine went up by 2.8%; those of industrial products

increased by 4.3%; and those of services declined by 0.1%. In 2022, PPI and IPI increased by 2.5% and 9.3% respectively.

Chart 4 Month-on-Month Increase and Decrease of Jiaxing's Urban CPI in 2022

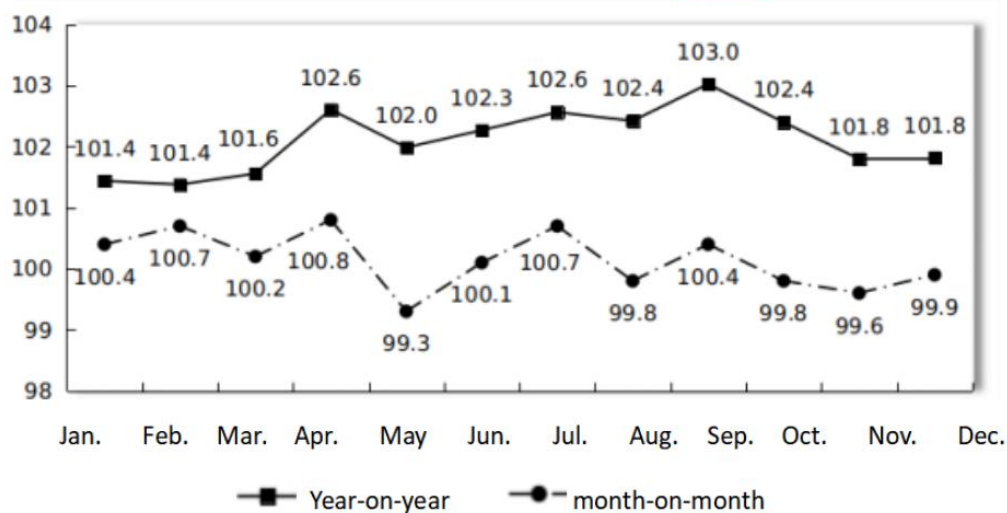


Table 2 Urban CPI of December 2022

Indexes	Last month= 100	Same Month of Previous Year=100	Same Period of Previous Year=100
Total Indexes of CPI	99.9	101.8	102.1
I. Foods, Tobaccos and Wines	100.4	104.7	102.8
Grains	100.0	101.3	103.0
Fresh Vegetables	103.9	92.1	102.1
Meat	96.3	114.2	97.6
Aquatic Products	100.9	107.7	100.8
Eggs	99.9	105.9	105.5
Fresh fruits	106.4	111.9	116.8
II. Closing	98.7	95.4	102.2
III. Living	100.0	99.4	100.1
IV. Daily Necessities and Services	100.3	101.9	102.1
V. Transport and Communications	98.5	103.2	106.6
VI. Education and Entertainment	100.3	102.7	101.1
VII. Medical Treatment	100.1	99.3	99.2
VIII. Others	101.2	104.1	100.8

VI. Foreign Economy and Tourism

In 2022, the total value of imports and exports was 440 billion yuan, an increase of 16.3% over the previous year; of the total, the value of exports was 321.31 billion yuan, an increase of 14.7%, and that of imports 118.69 billion yuan, an increase of 20.6%. The structure of exports was further improved. The export of mechanical & electronic products and hi-tech products reached 166.17 billion yuan and 68.48 billion yuan respectively, a respective increase of 22.0% and 49.7%, and respectively accounted for 51.7% and 21.3% of the total export value of Jiaying. The value of the export to “Belt & Road” countries and RCEP countries totaled 105.1 billion yuan and 83.6 billion yuan, a respective increase of 22.6% and 26.1%.

The number of newly approved foreign funded projects was 326, of which, the projects each with a total investment of more than USD 100 million reached 67, ranking the first in Zhejiang. The foreign investment utilized was USD 3.158 billion, ranked the third in Zhejiang. The foreign investment utilized in the manufacturing sector was USD 1.283 billion, accounting for 40.6% of the total; that in the service sector was USD 1.835 billion, accounting for 58.1% of the total; and that in hi-tech industries was USD 1.723 billion, accounting for 54.6% of the total.

In 2022, the total trips of the tourists to Jiaying reached 30.0105 million and tourism revenues were 42.877 billion yuan, a respective decrease of 6.8% and 12.8% year on year; of the total, the trips of the tourists from Hong Kong, Macao and Taiwan of China and from foreign countries to Jiaying reached 17,400, a year-on-year decrease of 49.0%, and the tourist incomes totaled USD 25.2406 million, a decrease of 14.0%. The trips of domestic tourists to Jiaying totaled 29.993 million, and the tourist incomes reached 42.707 billion yuan, a respective decrease of 6.7% and 12.9% year on year.

VII. Transportation, Post Services and Telecommunications

At the end of 2022, the road traffic mileage of Jiaying amounted to 8,246 kilometers, including 428 kilometers of expressways. The total volume of the cargo transported by all transport means (excluding railway, the same hereinafter) totaled 41.216 billion ton-kilometers, a year-on-year growth of 0.5%; that by the road transportation reached 15.315 billion ton-kilometers, a decrease of 12.4%. The total volume of passengers transported by commercial vehicles reached 484 million passenger-kilometers, a decrease of 40.3%. The cargo throughput of Jiaying Port totaled 132.4048 million tons, an increase of 4.3% over the previous year; of the total, the throughput of exports was 13.9849 million tons, a decrease of 2.7%; the number of TEUs handled was 2.8539 million, an increase of 28.4%. At the end of the year, the number of motor vehicles of Jiaying reached 2.096 million, of which automobiles totaled 1.808 million, an increase of 6.8% over the previous year, and private automobiles totaled 1.58 million, an increase of 7.2%.

The articles delivered by the postal service totaled 1.381 billion, an increase of 4.3% over the previous year. The revenue of the postal service (excluding the direct revenue of the postal savings bank) reached 11.785 billion yuan, an increase of 11.1%. Of the total articles, those delivered by express amounted to 1.216 billion, an increase of 4.8% over the previous year, and the relevant revenue was 10.534 billion yuan, an increase of 11.1% year on year. The turnover of telecommunications totaled 8.209 billion yuan, an increase of 24.6%. At the end of the year, the number of the fixed telephone subscribers totaled 790,000, a decrease of 60,000 over the previous year. The number of mobile phone users was 7.26 million, an increase of 200,000 over the previous year. The number of fixed Internet broadband users reached 2.6 million, an increase of 520,000 over the previous year.

VIII. Finance, Securities and Insurance

By the end of 2022, the balance of the deposits in RMB and foreign currencies of all financial institutions totaled 1.370778 trillion yuan, an increase of 13.7% year on year; of the total, the deposits in RMB reached 1.326048 trillion yuan, an increase of 13.3% year on year. The residents' balance of the deposits in RMB and foreign currencies totaled 638.959 billion yuan, an increase of 19.4%. The balance of the loans in RMB and foreign currencies of all financial institutions totaled 1.434545 trillion yuan, an increase of 16.8%; of the total, that in RMB totaled 1.409839 trillion yuan, an increase of 16.8% year on year.

In 2022, the number of new public companies of Jiaying in domestic and foreign stock exchanges totaled 11. By the end of 2022, the number of Jiaying's public companies in domestic and foreign stock exchanges totaled 80, and their total value reached 971.164 billion yuan. The number of Jiaying's public companies ranked the fourth in Zhejiang. Of the 59 public companies going public in domestic stock markets, those going public in the main boards of the stock markets accounted for 9.7% of those of Zhejiang and ranked the fifth in Zhejiang; those going public in the

Growth Enterprises Market accounted for 5.8% of those of Zhejiang and ranked the sixth in Zhejiang; those going public in the science and technology innovation board accounted for 9.3% of those of Zhejiang and ranked the third in Zhejiang; those going public in Beijing Stock Exchange accounted for 21.4% of those of Zhejiang and ranked the second in Zhejiang; those in the NEEQ totaled 64, accounted for 10.5% of those of Zhejiang and ranked the third in Zhejiang.

The premium income of Jiaxing's insurance companies totaled 21.537 billion yuan in 2022, an increase of 9.1% over the previous year; of the total, the property insurance premium totaled 7.788 billion yuan, an increase of 12.4% over the previous year; the life insurance premium totaled 13.749 billion yuan, an increase of 7.4%. Insurance companies paid an indemnity worth of 7.538 billion yuan the whole year, a decrease of 1.0%; of the total, the property and life insurance indemnity amounted to 4.444 billion yuan and 3.094 billion yuan respectively, a decrease of 2.2% and an increase of 0.9% year on year respectively.

IX. Education, Science and Technology

In 2022, the number of schools (including kindergartens) totaled 757 with 816,700 students at school. Of all schools, universities and colleges totaled ten with about 121,600 students at school, including four full-time universities and colleges with 53,100 students. There were 39 senior high schools with 56,800 students, 132 junior high schools with 119,400 students and 151 primary schools with 310,1000 students in Jiaxing in 2022. The enrollment and consolidation rates of primary schools and junior high schools all reached 100%. The full-time teachers of primary and secondary schools totaled 26,500, an increase of 2.8%, and all those teachers were qualified. 99.31% of the graduates of junior high schools continued their further study in different high schools. Two-year, three-year and four-year colleges had 29,400 new students and 20,500 new graduates respectively. 11,000 adults registered for self-taught higher education examinations, and 1,515 adults obtained two-year or three-year college diplomas or above. The number of private schools totaled 34 (excluding kindergartens) with 76,000 students at school.

In 2022, the number of granted patents was 39,100; of those patents, 3,932 ones were granted for invention, an increase of 3.0% year on year. The newly identified state-level hi-tech enterprises totaled 814, making the state-level hi-tech enterprises amount to 3,698 in Jiaxing. The newly identified province-level high-tech enterprises totaled 1,692, making the province-level high-tech enterprises amount to 8,756 in Jiaxing. The number of sci-tech enterprises-based incubators at or above the provincial level totaled 25, including 12 at the national level and 13 at the provincial level. The number of the maker spaces at and above the provincial level totaled 32, including 19 at the national level and 13 at the provincial level.

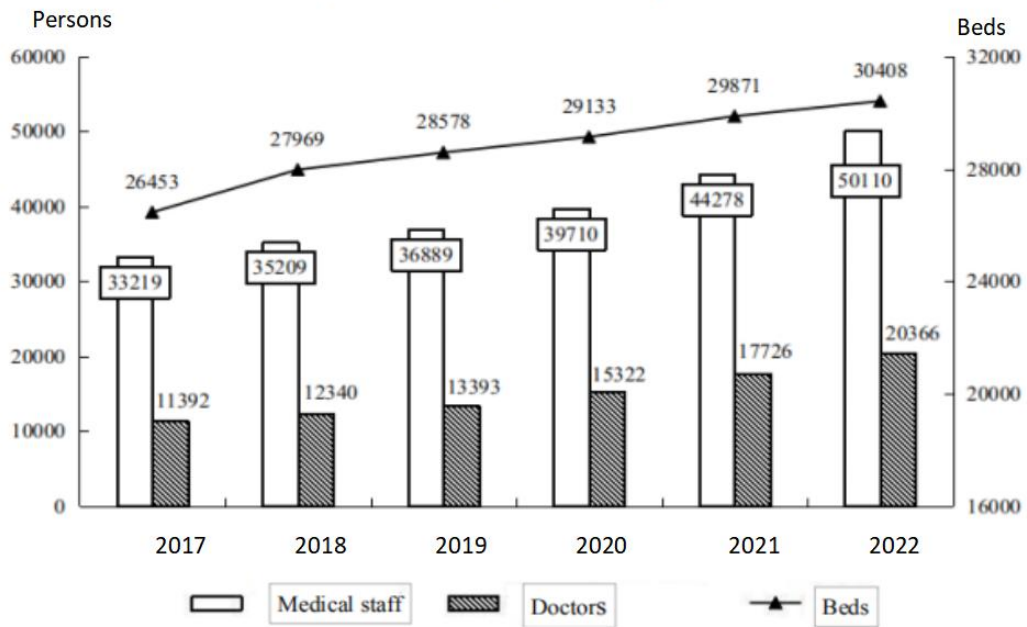
X. Culture, Sports and Public Health

At the end of 2022, there were eight public libraries at the county level and above, eight culture centers, 72 sub-culture centers, 35 museums and 791 rural cultural halls in Jiaxing. Each county, county-level city and district had at least one county-level culture center and library; each town had at least one sub-culture center and each administrative village had one venue for cultural activities. There were 899 "ten-minute-walk quality culture and life circles", 15 national intangible culture heritage projects, 394 provincial and municipal intangible culture heritage projects, 34 culture and art performance troupes, 39 venues for art performances, 60 cinemas, 6 radio stations and 6 television stations in Jiaxing. The cable television networks were available to all administrative villages, and radio and television broadcasting services were available to all urban and rural residents of the city.

At the end of 2022, there were 19,963 public sports venues in Jiaxing, with a per capita area of public sports venues reaching 2.76 square meters. 94.2% of urban and rural residents remained physically fit. There were 17 public stadiums, 5 fitness centers, 133 village-based fitness squares (sports and leisure parks), 160 community-based multifunctional sports fields and 385 smart sports communities in Jiaxing in 2022. Within a 10-minute walk, urban and rural residents could get to sports venues for exercises. There were six national and provincial high-level physical training bases in Jiaxing, 15 provincial sportsman bases of Sunnysports, 15 municipal sportsman bases of high-level schools, and 48 municipal schools characteristics of the integration of education and sports. The sales of sports lottery reached 1.863 billion yuan, hitting a record, ranking the fourth in Zhejiang and achieving an increase of 20.3% year on year.

At the end of 2022, there were in Jiaxing 1,849 medical institutions and 50,110 medical workers including 20,366 certified doctors, 22,334 registered nurses and 30,408 hospital beds. Every 1,000 registered residents had 5.43 doctors and 8.11 hospital beds on average. The number of outpatients and inpatients totaled 47.13 million and 897,400 respectively in 2022. The number of the voluntary blood donations totaled 69,381, with the amount of blood donated reaching 22.53 million ml. Voluntarily donated blood accounted for 100% of clinical blood uses.

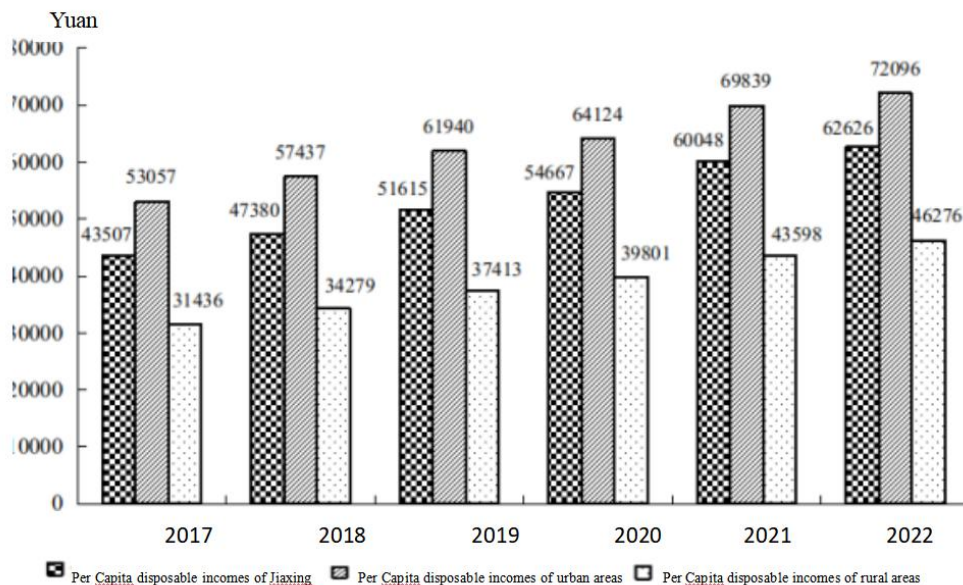
Chart 5 Medical Staff and Hospital Beds



XI. People's Life and Social Security

In 2022, the per capita disposable income of residents reached 62,626 yuan, an increase of 4.3%; that of urban and rural residents reached 72,096 yuan and 46,276 yuan, a respective increase of 3.2% and 6.1% year on year. The per capita disposable incomes of all resident, urban residents and rural residents achieved a respective increase of 2.1%, 1.1% and 4.0% in real terms when the influence of the price factor was excluded. The per capita household consumption expenditure of all residents, urban residents and rural residents reached 39,146 yuan, 44,112 yuan and 30,571 yuan, a respective increase of 5.4%, 4.3% and 7.2%. Engel's Coefficients (the proportion of income spent on food to a household's total expenditure) of urban and rural residents were both 26.0%. The per capita living areas of urban and rural residents reached 45.3 square meters and 71.2 square meters respectively at the end of 2022.

Chart 6 Residents' Incomes of Jiaxing



The families and residents enjoying minimum living allowances totaled 13,900 (a decrease of 100 ones over the previous year) and 19,300 respectively. 188 million yuan was spent on the minimum living allowances in year. The monthly standard of the minimum living allowances jumped to 1,070 yuan per person; and the lowest monthly salary amounted to 2,070 yuan. The people participating in basic pension programs, basic health insurance programs and unemployment insurance programs totaled 3.5512 million, 4.231 million and 1.6382 million respectively.

XII. Resources, Environment and Workplace Safety

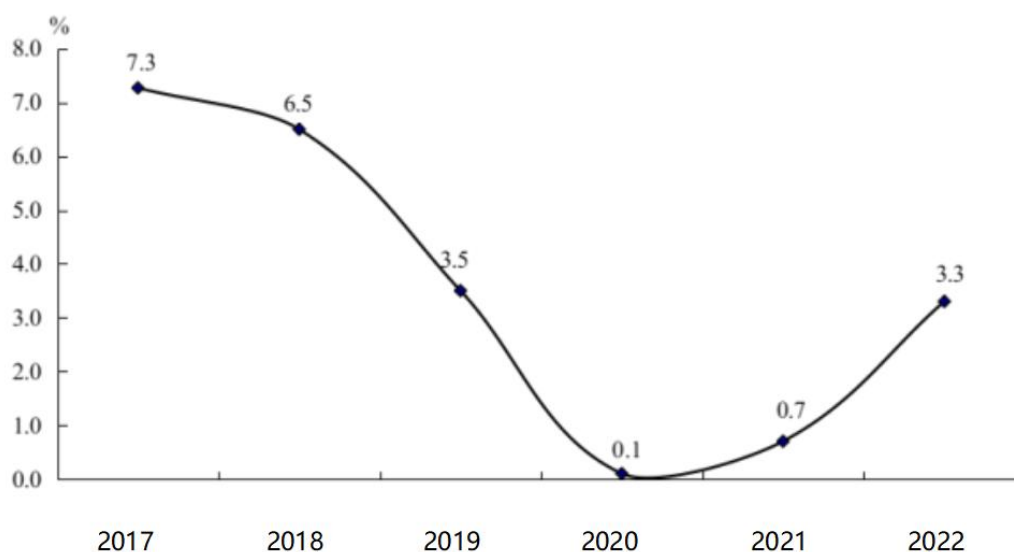
The construction land supplied in 2022 totaled 3,023 hectares, a decrease of 8.3% over the previous year, including 992 hectares used for industrial and mining purposes and warehouse construction, an increase of 12.8 %, and 556 hectares for real estate construction, a decrease of 32.9%, and 1,475 hectares for infrastructure construction, a decrease of 7.1% over the previous year.

Preliminary statistics showed that urban sewage discharge amounted to 327 million cubic meters, an increase of 9.2% over the previous year. The capacity of disposing urban sewage totaled 322 million cubic meters, an increase of 9.0 %, and urban sewage disposal ratio reached 98.31%. 100% of urban domestic garbage was disposed harmlessly. Tap water and fuel gas were both available to all urban households. The per capita garden areas reached 16.18 square meters, and the green areas accounted for 38.07% of downtown areas.

The total stock of water resources in 2022 reached 2.501 billion cubic meters. The average precipitation depth of the year was 1,260.9 millimeters, or precipitation amount was 5.325 billion cubic meters. The water of the 83 rivers and lakes monitored by Jiaying was up to Grade I to Grade III water quality, a growth of 6.0 percentage points year on year, and there was no Grade IV or Grade V water in Jiaying in 2022.

In 2022, the annual PM_{2.5} concentration of urban air was 26 micrograms per cubic meter of air (excluding the influence of sand and dust), keeping the same as that of the previous year. The days with excellent air totaled 80.8% of days of the year, a decrease of 9.3 percentage points over the previous year. The total energy consumption of the industrial enterprises above the designated size amounted to 18.6263 million tons of standard coal equivalent, an increase of 0.5% over the previous year. The energy consumption for per unit of the value added of industrial enterprises above the designated size declined by 3.3 %. The total energy consumption of eight major high energy consumption industries totaled 13.2783 million tons of standard coal equivalent, an increase of 0.5%, and their energy consumption for per unit of the value added increased by 3.3% year on year.

Chart 7 A Decrease of Energy Consumption for per Unit of the Value Added of Industrial Enterprises above the Designated Size



90 workplace safety accidents occurred and 65 people were killed (including seven traffic accidents happening and 11 people killed on the expressways) in 2022, a respective decrease of 28.0% and 27.8%. Of those accidents, 66 ones (including the ones happening on the expressways) happened and 43 people were killed in road transport; 24 accidents happened in industry, mining, trade and business enterprises (including construction enterprises and the enterprises engaged in special equipment manufacturing and fire control) and 22 people were killed.

Notes:

1. All figures in the Communiqué are preliminary statistics of 2022. For the rounding-off reason, sub-entries may not add up to aggregate totals.

2. GDP, the value added of the primary, secondary and tertiary industries and relevant industries, and the absolute per capita GDP as quoted in the Communiqué are calculated at current prices of 2022, whereas their growth rates are calculated at fixed prices.

3. The investment in fixed assets refers to the total social investment in fixed assets when the investment happened before 2011, but in and after 2011 the investment in fixed assets refers to the total investment in the fixed assets (the projects each with the investment reaching 5 million yuan) and the investment in real estate (excluding farmer's investment) .

4. The turnover of telecommunications is calculated at the fixed price of 2021.

5. The number of newly identified state-level high-tech enterprises of the city is the number that has been made public.

Information sources:

In the Communiqué, the data of the urban new employees, the elderly care insurance, unemployment insurance are from Bureau of Human Resources and Social Security of Jiaxing; the data of medical insurance are from Bureau of Medical Insurance of Jiaxing; the financial data are from Bureau of Finance of Jiaxing; the data of upgrading high energy consumption enterprises are from Bureau of Economy and Information Technology of Jiaxing; such data are from Bureau of Agriculture and Rural Affairs of Jiaxing as agricultural development, construction of beautiful countryside, rural tourism, village-based collective economy; the data of the exports and imports, utilization of foreign investment and retails online are from Bureau of Commerce of Jiaxing; the data of the road traffic mileage, the volume of cargo transported by various means, the volume of passengers transported by commercial vehicles and the volume of freight handled are from Bureau of Transport of Jiaxing; the data of the population of registered residents and automobiles are from Bureau of Public Security of Jiaxing; the data of the postal services and express delivery are from Postal Administration of Jiaxing; the data of the finance and currencies are from the Central Sub-branch of Jiaxing of the People's Bank of China; the data of the public companies are from the Finance Office of Jiaxing; the data of the insurance are from the Banking and Insurance Regulatory Bureau of Jiaxing of China Banking and Insurance Regulatory Commission; the data of the education are from Bureau of Education of Jiaxing; the data of the sci-tech innovation, hi-tech enterprises, sci-tech small and middle-sized enterprises are from Bureau of Science and Technology of Jiaxing; the data of the market entities and patents for invention are from Bureau of Market Supervision of Jiaxing; the data of the artistic performances, public libraries, radios, broadcasting, tourism and intangible cultural heritages are from Bureau of Culture, Broadcast, Television and Tourism of Jiaxing; the data of the films are from Publicity Department of the CPC Jiaxing Municipal Committee; the data of the sports, sports lotteries, etc. are from Sports Bureau of Jiaxing; the data of the health care and voluntary blood donation are from Health Commission of Jiaxing; the data of the minimum living allowances, social services and relief are from Bureau of Civil Affairs of Jiaxing; the data of the construction land are from Bureau of Natural Resources and Planning of Jiaxing; the data of the disposal of urban sewage and household waste, household water and fuel gas consumption and per capita garden areas are from Bureau of Housing and Urban and Rural Development of Jiaxing; the data of water resources are from Bureau of Water Resources of Jiaxing; the data of ecology and environment monitoring are from Bureau of Ecological Environment of Jiaxing; the data of the accidents, death tolls, etc. are from Bureau of Emergency Management of Jiaxing; the data of unemployment rate, prices, output of grain, registered hogs in the stock, slaughtered hogs, urban and rural residents' incomes and expenditures, per capita housing areas, etc. are from Jiaxing Investigation Team of National Bureau of Statistics and the rest information is from Bureau of Statistics of Jiaxing.